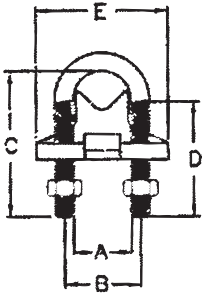


Malleable Iron Right Angle Clamps

For Use with Rigid, IMC and EMT Conduit



PART NUMBER	SIZE	DIMENSIONS					QTY PER BOX	WEIGHT PER C
		A	B	C	D	E		
RA-50	1/2"	1"	1 1/4"	2 1/2"	1 13/16"	2 1/16"	50	38
RA-75	3/4"	3/4"	1 1/8"	2 13/16"	1 13/16"	2 1/4"	50	41
RA-100	1"	1 3/8"	1 5/8"	3 1/16"	1 13/16"	2 9/16"	50	47
RA-125	1 1/4"	1 3/4"	2"	3 3/16"	1 13/16"	2 7/8"	25	50
RA-150	1 1/2"	2"	2 3/8"	3 1/2"	1 13/16"	3 1/4"	25	59
RA-200	2"	2 1/2"	2 1/2"	4 1/2"	2 5/8"	4 1/16"	25	97
RA-250	2 1/2"	3"	3 1/4"	4 7/8"	2 5/8"	4 1/2"	10	103
RA-300	3"	3 5/8"	3 7/8"	5 3/8"	2 5/8"	5 1/8"	10	125
RA-350	3 1/2"	4 1/16"	4 9/16"	5 7/8"	2 5/8"	5 5/8"	10	134
RA-400	4"	4 11/16"	5 1/16"	6 11/16"	2 5/8"	6 1/8"	10	150



Commercial Fittings, Inc.
Irving, TX

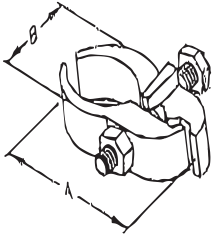
Distributed exclusively by
Southwestern Electrical Sales, Inc.
Irving, Texas 75061
Toll free: 800-514-0311
Metro: 972-514-0311
Fax: 972-513-0319
Email: Sales@southwestelectricalsales.com

Parallel and Edge Conduit Clamps

- Malleable Iron
- For use with Rigid, IMC and EMT Conduits

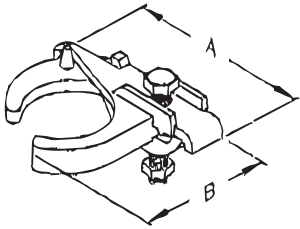
Parallel Clamps

PART NUMBER	SIZE	DIMENSIONS		QUANTITY PER BOX	WEIGHT PER C
		A	B		
PAR-50	½"	2 ⁷ / ₈ "	1 ⁷ / ₁₆ "	50	54
PAR-75	¾"	3 ¹ / ₁₆ "	1 ¹¹ / ₁₆ "	50	61
PAR-100	1"	3 ¹ / ₄ "	2"	50	63
PAR-125	1¼"	3 ⁵ / ₈ "	2 ¹ / ₈ "	25	82
PAR-150	1½"	3 ⁷ / ₈ "	2 ³ / ₁₆ "	25	86
PAR-200	2"	4 ⁵ / ₈ "	2 ⁷ / ₈ "	25	103
PAR-250	2½"	5 ¹ / ₄ "	3 ¹ / ₄ "	25	127
PAR-300	3"	5 ⁷ / ₈ "	3 ⁷ / ₈ "	10	154
PAR-350	3½"	6 ⁵ / ₁₆ "	4 ⁵ / ₁₆ "	10	163
PAR-400	4"	6 ¹³ / ₁₆ "	4 ¹³ / ₁₆ "	10	180



Edge Clamps

PART NUMBER	SIZE	DIMENSIONS		QUANTITY PER BOX	WEIGHT PER C
		A	B		
ED-50	½"	2 ¹³ / ₁₆ "	2 ¹ / ₈ "	50	77
ED-75	¾"	2 ¹⁵ / ₁₆ "	2 ³ / ₈ "	50	81
ED-100	1"	3 ¹ / ₁₆ "	2 ⁵ / ₈ "	50	90
ED-125	1¼"	3 ¹ / ₁₆ "	3 ¹ / ₁₆ "	25	100
ED-150	1½"	3 ¹⁵ / ₁₆ "	3 ¹ / ₄ "	25	110
ED-200	2"	4 ¹ / ₂ "	4 ¹ / ₁₆ "	25	167
ED-250	2½"	5 ¹ / ₈ "	4 ⁵ / ₈ "	25	210
ED-300	3"	5 ³ / ₄ "	5 ¹ / ₄ "	10	232



Commercial Fittings, Inc.
Irving, TX

Distributed exclusively by
Southwestern Electrical Sales, Inc.
Irving, Texas 75061
Toll free: 800-514-0311
Metro: 972-514-0311
Fax: 972-513-0319
Email: Sales@southwesterelectricalsales.com